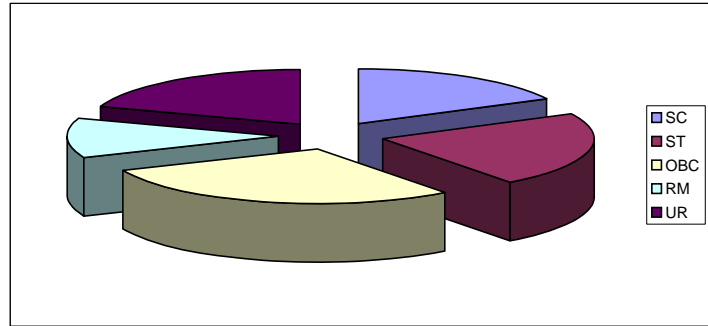


**Pie- Chart on Population of Bishalgarh R.D Block.**

Sl.No.	Name of Block	Total Population	Total Households	SC	ST	OBC	RM
12	Bishalgarh	189577	39971	7007	8850	11525	4681



No of Permanent Job Card Distributed = 1351

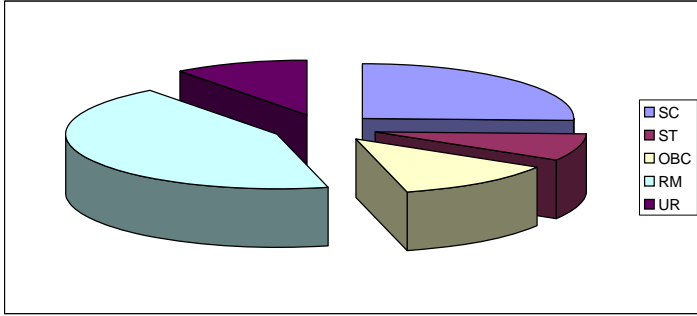
**STATEMENT OF FUND PLACED UNDER NREGS DURING THE FINANCIAL YEAR 2007-08 (Rs. In Lakh)**

District Level	Intermediate Level	G.P. Level	Grand Total
26.41242	233	655.3673	914.77972

UR
7908

**Pie- Chart on Population of Boxanagar R.D Block.**

Sl.No.	Name of Block	Total Population	Total Households	SC	ST	OBC	RM	UR
13	Boxanagar	51583	7880	2024	619	989	3442	806



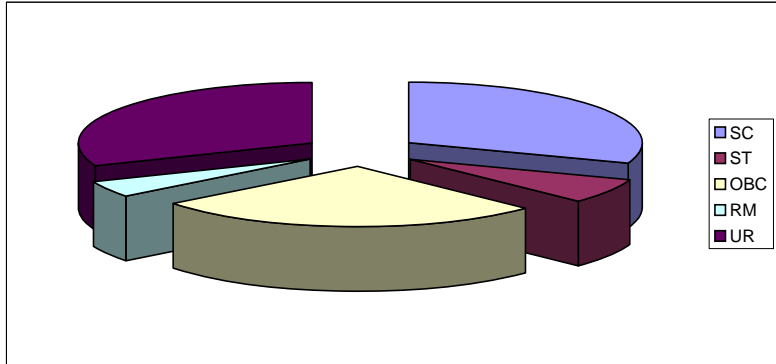
No of Job Card Distributed = 960

**STATEMENT OF FUND PLACED UNDER NREGS DURING THE FINANCIAL YEAR 2007-08 (Rs. In Lakh)**

District Level	Intermediate Level	G.P. Level	Grand Total
4.2155	80	219.4539	303.6694

### Pie- Chart on Population of Dukli R.D Block.

Sl.No.	Name of Block	Total Population	Total Households	SC	ST	OBC	RM
10	Dukli	116449	22544	6890	1502	6130	1025



No of Job Card Distributed = 4876

#### STATEMENT OF FUND PLACED UNDER NREGS DURING THE FINANCIAL YEAR 2007-08 (Rs.)

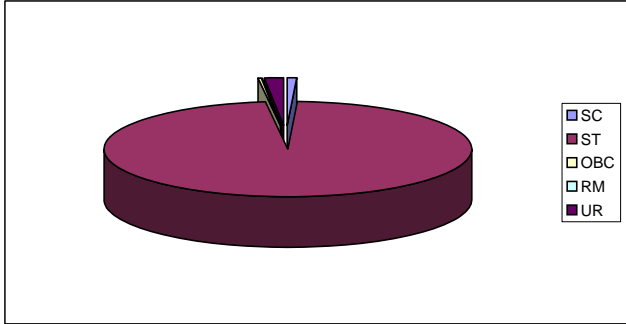
District Level	Intermediate Level	G.P. Level	Grand Total
7.19206	101.5	420.54614	529.2382

UR
6997

**In Lakh**

**Pie- Chart on Population of Hezamara R.D Block.**

Sl.No.	Name of Block	Total Population	Total Households	SC	ST	OBC	RM	UR
2	Hezamara	46767	8455	68	8229	7	0	151



No of Job Card Distributed =1709

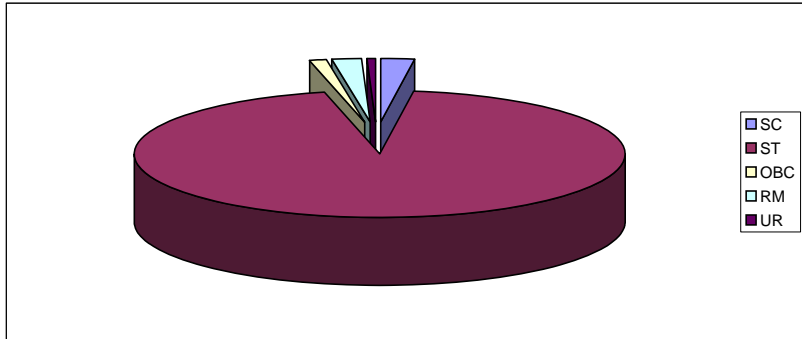
**STATEMENT OF FUND PLACED UNDER NREGS DURING THE FINANCIAL YEAR 2007-08 (Rs. In Lakh)**

District Level	Intermidiate Level	G.P. Level	Grand Total
39.32674	74.5	216.87722	330.70396



### Pie- Chart on Population of Jampaijala R.D Block.

Sl.No.	Name of Block	Total Population	Total Households	SC	ST	OBC	RM	UR
11	Jampuijala	48247	10196	231	9599	118	203	45



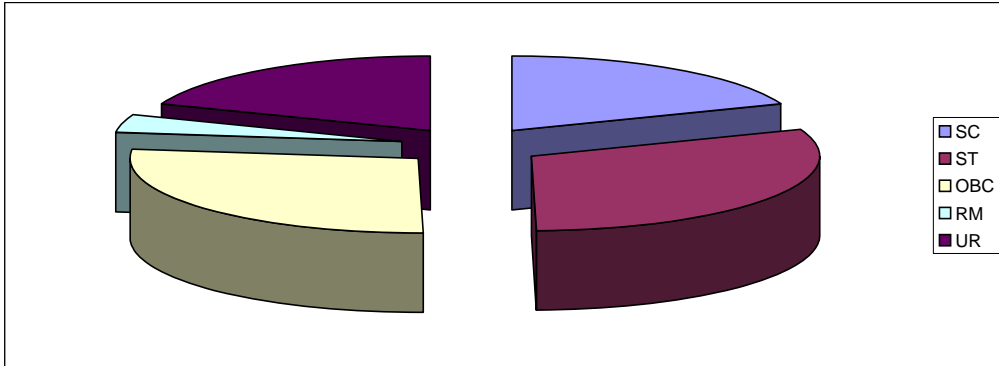
No of Job Card Distributed =1912

#### STATEMENT OF FUND PLACED UNDER NREGS DURING THE FINANCIAL YEAR 2007-08 (Rs. In Lakh)

District Level	Intermediate Level	G.P. Level	Grand Total
58.65984	55	243.9638	357.62364

**Pie- Chart on Population of Jirania R.D Block.**

Sl.No.	Name of Block	Total Population	Total Households	SC	ST	OBC	RM	UR
9	Jirania	140616	30572	5849	9356	8278	1195	5894



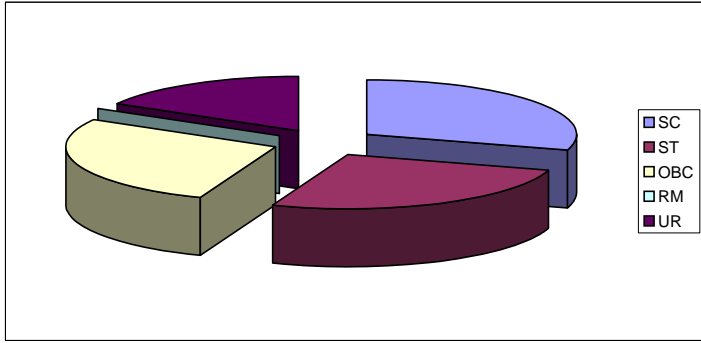
No of Job Card Distributed =15689

**STATEMENT OF FUND PLACED UNDER NREGS DURING THE FINANCIAL YEAR 2007-08 (Rs. In Lakh)**

District Level	Intermidiate Level	G.P. Level	Grand Total
18.21168	194.5	637.51698	850.22866

**Pie- Chart on Population of Kalyanpur R.D Block.**

Sl.No.	Name of Block	Total Population	Total Households	SC	ST	OBC	RM	UR
6	Kalyanpur	53696	11639	3475	3034	3194	10	1926



No of Job Card Distributed =7133

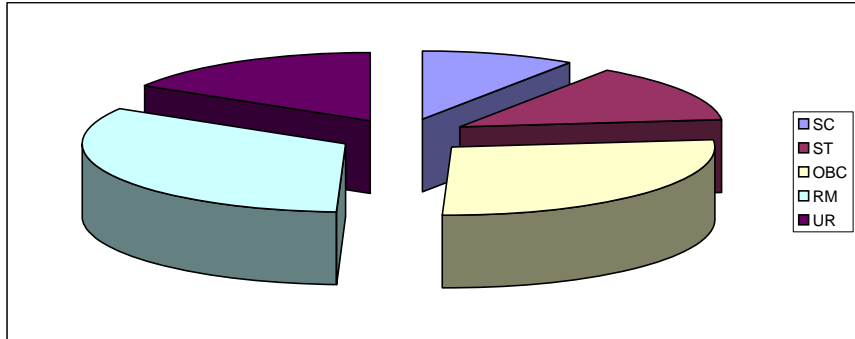
**STATEMENT OF FUND PLACED UNDER NREGS DURING THE FINANCIAL YEAR 2007-08 (Rs. In Lakh)**

District Level	Intermediate Level	G.P. Level	Grand Total
9.44272	102	229.45606	340.89878



### Pie- Chart on Population of Kathalia R.D Block.

Sl.No.	Name of Block	Total Population	Total Households	SC	ST	OBC	RM	UR
15	Kathalia	59625	10719	1026	1493	2923	3568	1781



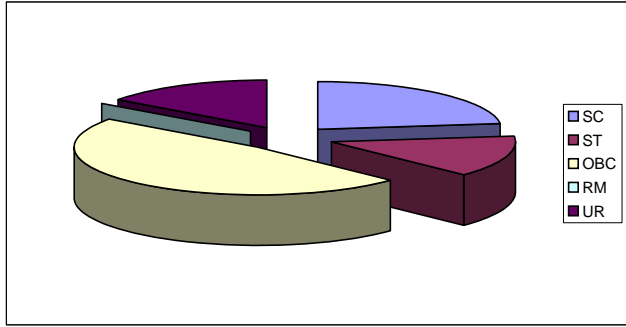
No of Job Card Distributed = 6159

#### STATEMENT OF FUND PLACED UNDER NREGS DURING THE FINANCIAL YEAR 2007-08 (Rs. In Lakh)

District Level	Intermidiate Level	G.P. Level	Grand Total
6.23894	94.5	235.67256	336.4115

**Pie- Chart on Population of Khowai R.D Block.**

Sl.No.	Name of Block	Total Population	Total Households	SC	ST	OBC	RM	UR
4	Khowai	68567	15809	3645	2220	7572	0	2372



No of Job Card Distributed =4965

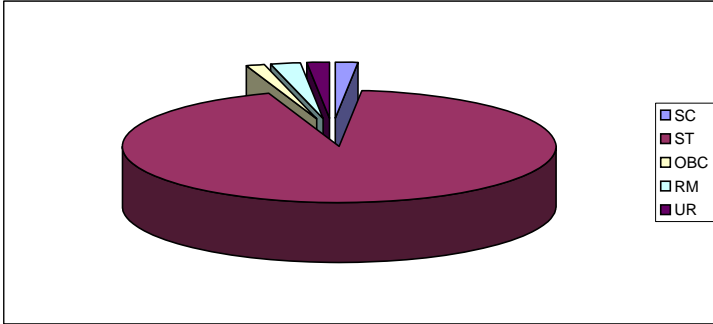
STATEMENT OF FUND PLACED UNDER NREGS DURING THE FINANCIAL YEAR 2007-08 (Rs. In Lakh)

District Level	Intermidiate Level	G.P. Level	Grand Total
1.6862	108	301.432	411.1182



**Pie- Chart on Population of Mandwi R.D Block.**

Sl.No.	Name of Block	Total Population	Total Households	SC	ST	OBC	RM	UR
8	Mandwi	53034	10242	178	9511	149	239	165



No of Job Card Distributed =3908

**STATEMENT OF FUND PLACED UNDER NREGS DURING THE FINANCIAL YEAR 2007-08 (Rs. In Lakh)**

District Level	Intermediate Level	G.P. Level	Grand Total
39.14736	87	248.37508	374.52244

















**JOB CARD STATUS**

**JOB CARD STATUS**

**JOB CARD STATUS**

**JOB CARD STATUS**

**JOB CARD STATUS**

**JOB CARD STATUS**

**JOB CARD STATUS**

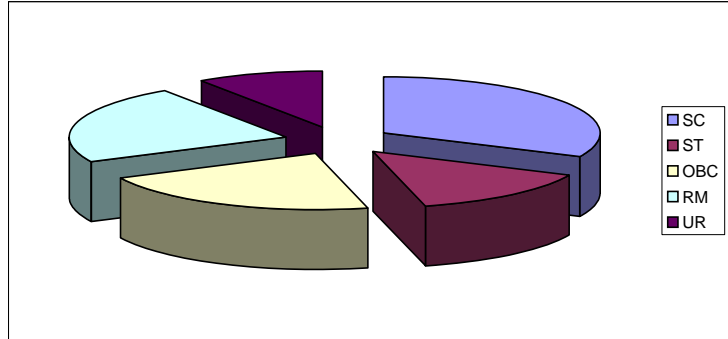
**JOB CARD STATUS**

**JOB CARD STATUS**

**JOB CARD STATUS**

**Pie- Chart on Population of Melagarh R.D Block.**

Sl.No.	Name of Block	Total Population	Total Households	SC	ST	OBC	RM	UR
14	Melagarh	130260	29390	9411	4127	6399	6697	2756



No of Job Card Distributed = 12482

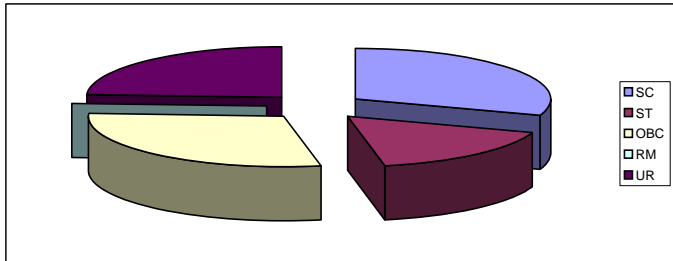
**STATEMENT OF FUND PLACED UNDER NREGS DURING THE FINANCIAL YEAR 2007-08 (Rs. In Lakh)**

District Level	Intermidiate Level	G.P. Level	Grand Total
8.76824	201	490.9054	700.674

0)

### Pie- Chart on Population of Mohanpur R.D Block.

Sl.No.	Name of Block	Total Population	Total Households	SC	ST	OBC	RM	UR
1	Mohanpur	169634	33716	10189	5674	9731	0	8122



No of Job Card Distributed =13319

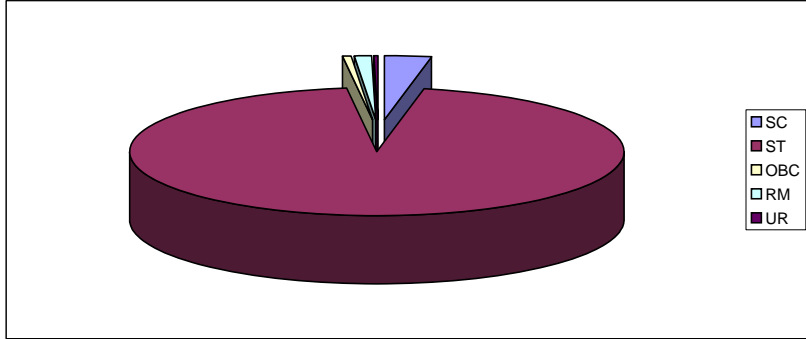
#### STATEMENT OF FUND PLACED UNDER NREGS DURING THE FINANCIAL YEAR 2007-08 (Rs. In Lakh)

District Level	Intermediate Level	G.P. Level	Grand Total
30.5879	184.5	651.53488	866.62278



**Pie- Chart on Population of Mungiakami R.D Block.**

Sl.No.	Name of Block	Total Population	Total Households	SC	ST	OBC	RM	UR
16	Mungiakami	30408	5989	189	5678	38	69	15



No of Job Card Distributed =308

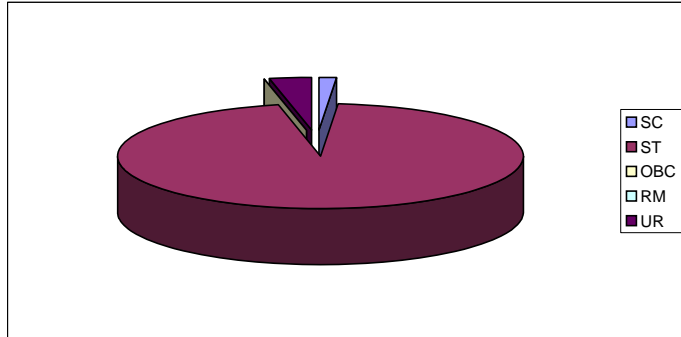
**STATEMENT OF FUND PLACED UNDER NREGS DURING THE FINANCIAL YEAR 2007-08 (Rs. In Lakh)**

District Level	Intermediate Level	G.P. Level	Grand Total
29.17126	65	166.68612	260.85738



### Pie- Chart on Population of Padmabil R.D Block.

Sl.No.	Name of Block	Total Population	Total Households	SC	ST	OBC	RM	UR
3	Padmabil	42928	8136	113	7743	0	8	272




No of Job Card Distributed =648

STATEMENT OF FUND PLACED UNDER NREGS DURING THE FINANCIAL YEAR 2007-08 (Rs. In Lakh)

District Level	Intermidiate Level	G.P. Level	Grand Total
18.5482	61.5	177.97056	258.0188

**Pie- Chart on Population of Teliamura R.D Block.**

Sl.No.	Name of Block	Total Population	Total Households	SC	ST	OBC	RM	UR
7	Teliamura	73064	14581	4684	4399	3509	278	1711



No of Job Card Distributed =6236

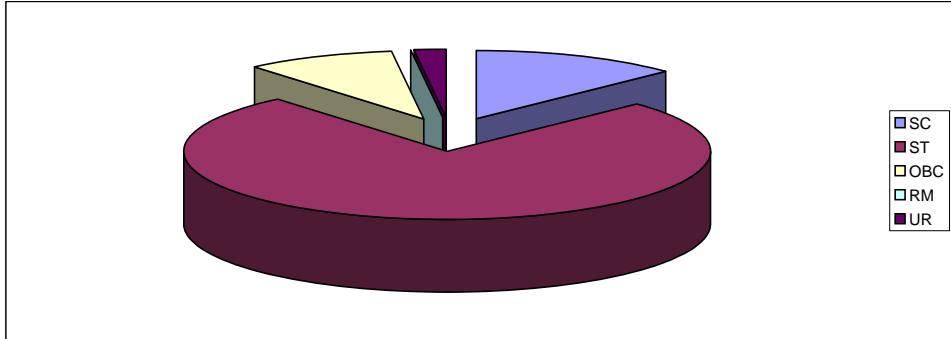
**STATEMENT OF FUND PLACED UNDER NREGS DURING THE FINANCIAL YEAR 2007-08 (Rs. In Lakh)**

District Level	Intermediate Level	G.P. Level	Grand Total
45.04815	121	348.58368	514.63183



**Pie- Chart on Population of Tulasikhar R.D Block.**

Sl.No.	Name of Block	Total Population	Total Households	SC	ST	OBC	RM	UR
5	Tulashikhar	42465	9285	1197	7046	863	6	173



No of Job Card Distributed =2622

**STATEMENT OF FUND PLACED UNDER NREGS DURING THE FINANCIAL YEAR 2007-08 (Rs. In Lakh)**

District Level	Intermidiate Level	G.P. Level	Grand Total
16.18752	65	233.0592	314.24672

